

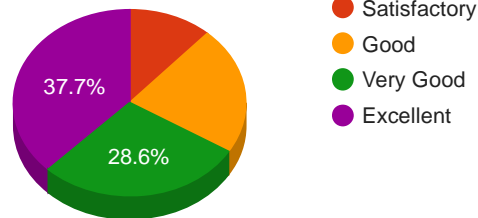
## 2015-16 Faculty feedback on curriculum.

Total Number of Faculties : 77/81

### I). Faculty Feedback on Curriculum

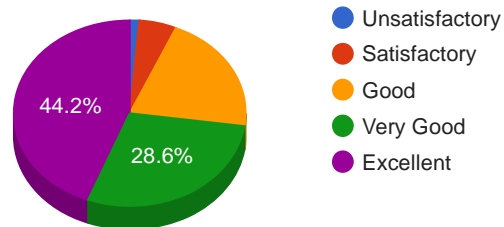
#### A). How do you rate OBE based system

- Unsatisfactory ( Votes: 0) (0%)
- Satisfactory ( Votes: 9) (12%)
- Good ( Votes: 17) (22%)
- Very Good ( Votes: 22) (29%)
- Excellent ( Votes: 29) (38%)



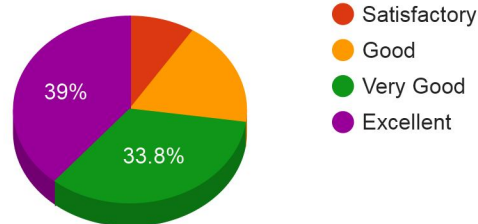
#### B). Course Objectives of the syllabi are well defined and clear to Teachers and Students

- Unsatisfactory ( Votes: 1) (1%)
- Satisfactory ( Votes: 4) (5%)
- Good ( Votes: 16) (21%)
- Very Good ( Votes: 22) (29%)
- Excellent ( Votes: 34) (44%)



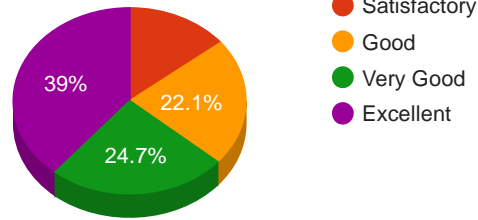
#### C). Course content is followed by corresponding reference materials

- Unsatisfactory ( Votes: 0) (0%)
- Satisfactory ( Votes: 7) (9%)
- Good ( Votes: 14) (18%)
- Very Good ( Votes: 26) (34%)
- Excellent ( Votes: 30) (39%)

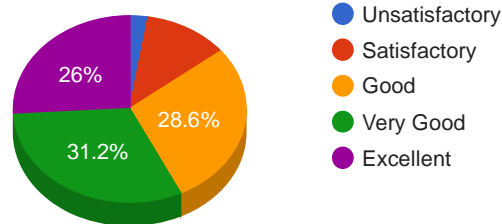


**D). The course/syllabus has good balance between theory and application**

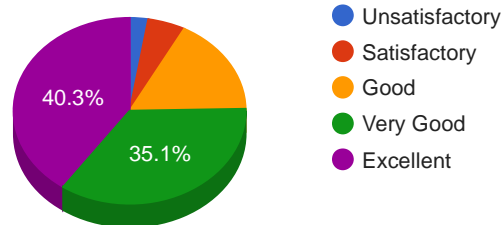
- Unsatisfactory ( Votes: 0) (0%)
- Satisfactory ( Votes: 11) (14%)
- Good ( Votes: 17) (22%)
- Very Good ( Votes: 19) (25%)
- Excellent ( Votes: 30) (39%)

**E). The course/program of studies carries sufficient number of optional papers.**

- Unsatisfactory ( Votes: 2) (3%)
- Satisfactory ( Votes: 9) (12%)
- Good ( Votes: 22) (29%)
- Very Good ( Votes: 24) (31%)
- Excellent ( Votes: 20) (26%)

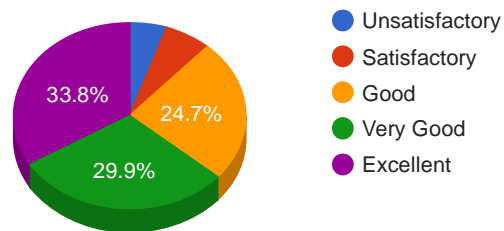
**F). Do you have the freedom to adopt new techniques/strategies of Teaching such as seminar presentations?**

- Unsatisfactory ( Votes: 2) (3%)
- Satisfactory ( Votes: 4) (5%)
- Good ( Votes: 13) (17%)
- Very Good ( Votes: 27) (35%)
- Excellent ( Votes: 31) (40%)



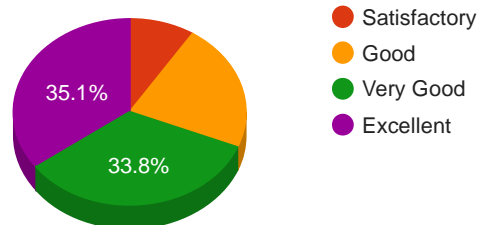
**G). Does the institute provide adequate and smooth support for projects and research facilities?**

- Unsatisfactory ( Votes: 4) (5%)
- Satisfactory ( Votes: 5) (6%)
- Good ( Votes: 19) (25%)
- Very Good ( Votes: 23) (30%)
- Excellent ( Votes: 26) (34%)



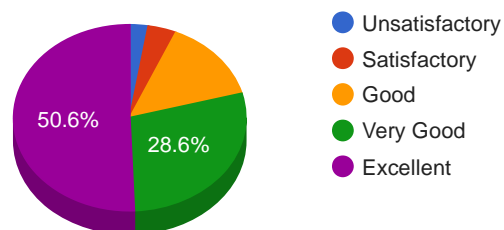
**H). Do you have the freedom to adopt/adapt new techniques/ strategies of testing and assessment of students**

- Unsatisfactory ( Votes: 0) (0%)
- Satisfactory ( Votes: 7) (9%)
- Good ( Votes: 17) (22%)
- Very Good ( Votes: 26) (34%)
- Excellent ( Votes: 27) (35%)



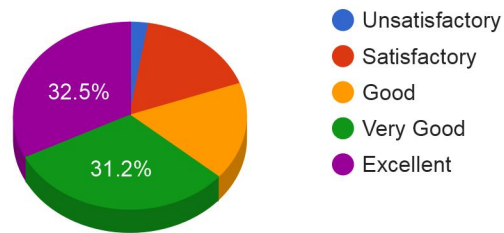
**I). The environment in the department is conducive to teaching and research**

- Unsatisfactory ( Votes: 2) (3%)
- Satisfactory ( Votes: 3) (4%)
- Good ( Votes: 11) (14%)
- Very Good ( Votes: 22) (29%)
- Excellent ( Votes: 39) (51%)



**J). Provisions for professional development are non-discriminatory and fair.**

- Unsatisfactory ( Votes: 2) (3%)
- Satisfactory ( Votes: 13) (17%)
- Good ( Votes: 13) (17%)
- Very Good ( Votes: 24) (31%)
- Excellent ( Votes: 25) (32%)

**K). Suggestions for improvement**

Stats cannot be provided for subjective responses. If you click on Detailed Stats you will be shown the list of answers that user's have provided.

---