

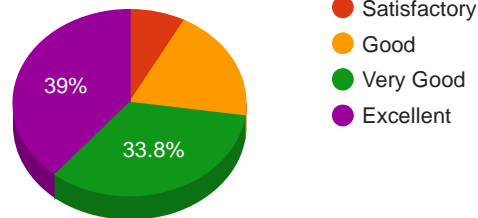
2017-18 faculty feedback on curriculum.

Total Number of Faculties : 77/81

I). Faculty Feedback on Curriculum

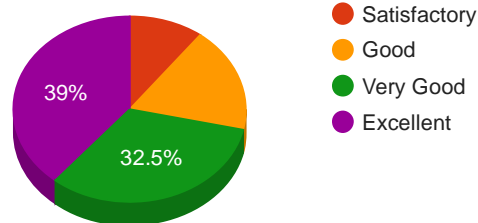
A). How do you rate OBE based system

- Unsatisfactory (Votes: 0) (0%)
- Satisfactory (Votes: 6) (8%)
- Good (Votes: 15) (19%)
- Very Good (Votes: 26) (34%)
- Excellent (Votes: 30) (39%)



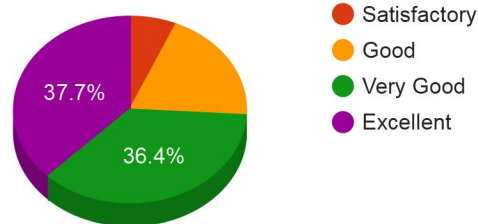
B). Course Objectives of the syllabi are well defined and clear to Teachers and Students

- Unsatisfactory (Votes: 0) (0%)
- Satisfactory (Votes: 8) (10%)
- Good (Votes: 14) (18%)
- Very Good (Votes: 25) (32%)
- Excellent (Votes: 30) (39%)



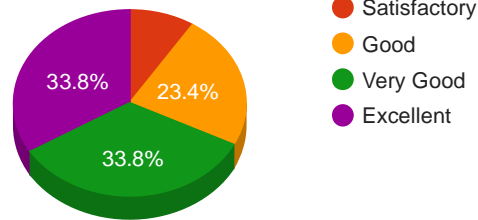
C). Course content is followed by corresponding reference materials

- Unsatisfactory (Votes: 0) (0%)
- Satisfactory (Votes: 5) (6%)
- Good (Votes: 15) (19%)
- Very Good (Votes: 28) (36%)
- Excellent (Votes: 29) (38%)

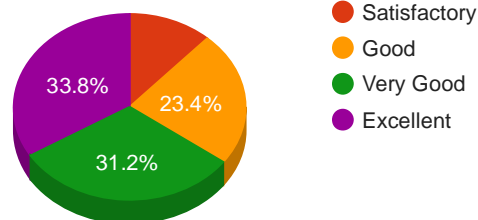


D). The course/syllabus has good balance between theory and application

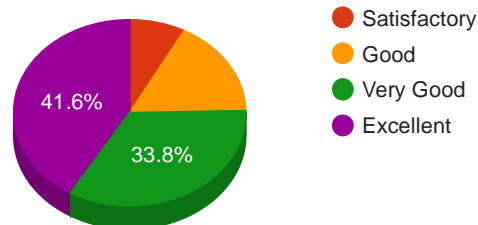
- Unsatisfactory (Votes: 0) (0%)
- Satisfactory (Votes: 7) (9%)
- Good (Votes: 18) (23%)
- Very Good (Votes: 26) (34%)
- Excellent (Votes: 26) (34%)

**E). The course/program of studies carries sufficient number of optional papers.**

- Unsatisfactory (Votes: 0) (0%)
- Satisfactory (Votes: 9) (12%)
- Good (Votes: 18) (23%)
- Very Good (Votes: 24) (31%)
- Excellent (Votes: 26) (34%)

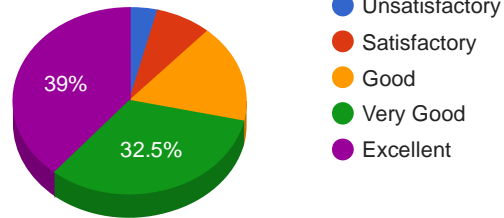
**F). Do you have the freedom to adopt new techniques/strategies of Teaching such as seminar presentations?**

- Unsatisfactory (Votes: 0) (0%)
- Satisfactory (Votes: 6) (8%)
- Good (Votes: 13) (17%)
- Very Good (Votes: 26) (34%)
- Excellent (Votes: 32) (42%)



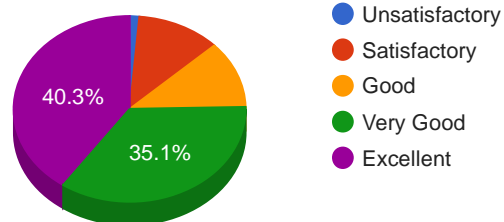
G). Does the institute provide adequate and smooth support for projects and research facilities?

- Unsatisfactory (Votes: 3) (4%)
- Satisfactory (Votes: 6) (8%)
- Good (Votes: 13) (17%)
- Very Good (Votes: 25) (32%)
- Excellent (Votes: 30) (39%)



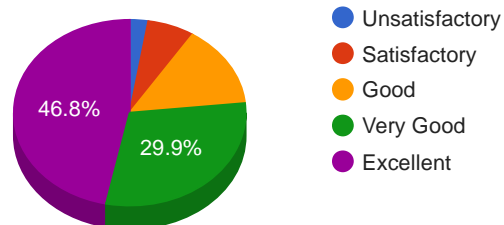
H). Do you have the freedom to adopt/adapt new techniques/ strategies of testing and assessment of students

- Unsatisfactory (Votes: 1) (1%)
- Satisfactory (Votes: 9) (12%)
- Good (Votes: 9) (12%)
- Very Good (Votes: 27) (35%)
- Excellent (Votes: 31) (40%)



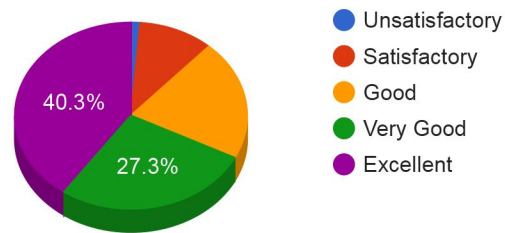
I). The environment in the department is conducive to teaching and research

- Unsatisfactory (Votes: 2) (3%)
- Satisfactory (Votes: 5) (6%)
- Good (Votes: 11) (14%)
- Very Good (Votes: 23) (30%)
- Excellent (Votes: 36) (47%)



J). Provisions for professional development are non-discriminatory and fair.

- Unsatisfactory (Votes: 1) (1%)
- Satisfactory (Votes: 8) (10%)
- Good (Votes: 16) (21%)
- Very Good (Votes: 21) (27%)
- Excellent (Votes: 31) (40%)

**K).** Suggestions for improvement

Stats cannot be provided for subjective responses. If you click on Detailed Stats you will be shown the list of answers that user's have provided.
