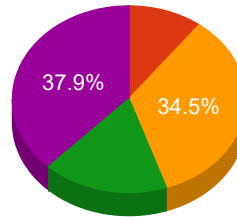


2021-22 - B.Tech - ECE - IV Year - II Semester - A - - Student Feedback on Curriculum.

Total Number of Students : 29/80

I). Student Feedback on Curriculum- Exit Survey**A). Depth of Curriculum including Project Work**

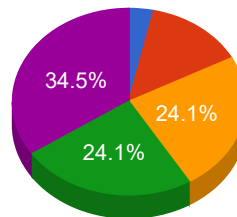
- Unsatisfactory (Votes: 0) (0%)
- Satisfactory (Votes: 3) (10%)
- Good (Votes: 10) (34%)
- Very Good (Votes: 5) (17%)
- Excellent (Votes: 11) (38%)



- Satisfactory
- Good
- Very Good
- Excellent

B). Extent of coverage of course and allotted time for the course (Theory&Practical)

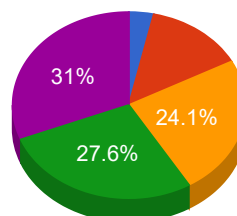
- Unsatisfactory (Votes: 1) (3%)
- Satisfactory (Votes: 4) (14%)
- Good (Votes: 7) (24%)
- Very Good (Votes: 7) (24%)
- Excellent (Votes: 10) (34%)



- Unsatisfactory
- Satisfactory
- Good
- Very Good
- Excellent

C). Learning value in terms of applications/knowledge.

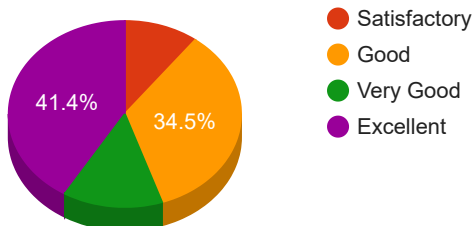
- Unsatisfactory (Votes: 1) (3%)
- Satisfactory (Votes: 4) (14%)
- Good (Votes: 7) (24%)
- Very Good (Votes: 8) (28%)
- Excellent (Votes: 9) (31%)



- Unsatisfactory
- Satisfactory
- Good
- Very Good
- Excellent

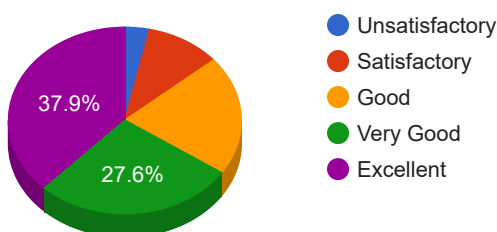
D). Text books are available in the market and map the syllabus completely.

- Unsatisfactory (Votes: 0) (0%)
- Satisfactory (Votes: 3) (10%)
- Good (Votes: 10) (34%)
- Very Good (Votes: 4) (14%)
- Excellent (Votes: 12) (41%)



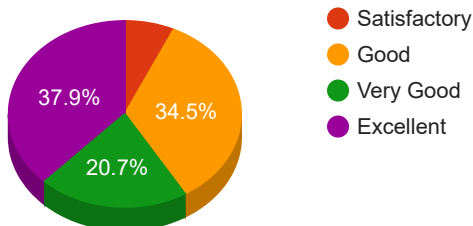
E). Adequacy of library resources towards learning of courses.

- Unsatisfactory (Votes: 1) (3%)
- Satisfactory (Votes: 3) (10%)
- Good (Votes: 6) (21%)
- Very Good (Votes: 8) (28%)
- Excellent (Votes: 11) (38%)



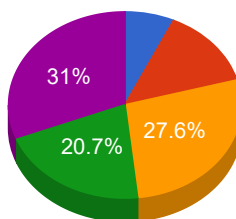
F). The electives offered are relevant to the specialization streams and to the technological advancements.

- Unsatisfactory (Votes: 0) (0%)
- Satisfactory (Votes: 2) (7%)
- Good (Votes: 10) (34%)
- Very Good (Votes: 6) (21%)
- Excellent (Votes: 11) (38%)



G). Syllabus contain necessary technical skills to face the industry needs

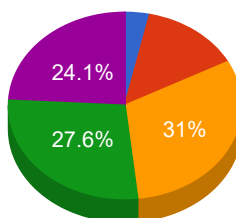
- Unsatisfactory (Votes: 2) (7%)
- Satisfactory (Votes: 4) (14%)
- Good (Votes: 8) (28%)
- Very Good (Votes: 6) (21%)
- Excellent (Votes: 9) (31%)



- Unsatisfactory
- Satisfactory
- Good
- Very Good
- Excellent

H). The laboratory experiments enhanced my understanding of concepts and enabled me to relate theory to practice (Experiential Learning)

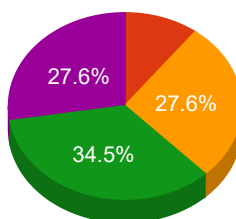
- Unsatisfactory (Votes: 1) (3%)
- Satisfactory (Votes: 4) (14%)
- Good (Votes: 9) (31%)
- Very Good (Votes: 8) (28%)
- Excellent (Votes: 7) (24%)



- Unsatisfactory
- Satisfactory
- Good
- Very Good
- Excellent

I). The method of internal assessment was reasonable

- Unsatisfactory (Votes: 0) (0%)
- Satisfactory (Votes: 3) (10%)
- Good (Votes: 8) (28%)
- Very Good (Votes: 10) (34%)
- Excellent (Votes: 8) (28%)



- Satisfactory
- Good
- Very Good
- Excellent

J). Suggestions for improvement

Stats cannot be provided for subjective responses. If you click on Detailed Stats you will be shown the list of answers that user's have provided.