

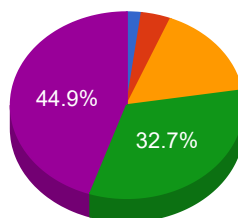
2021-22 - B.Tech - IT - IV Year - II Semester - A - - Student Feedback on Curriculum.

Total Number of Students : 49/80

I). Student Feedback on Curriculum- Exit Survey

A). Depth of Curriculum including Project Work

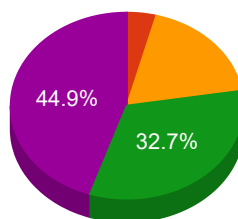
- Unsatisfactory (Votes: 1) (2%)
- Satisfactory (Votes: 2) (4%)
- Good (Votes: 8) (16%)
- Very Good (Votes: 16) (33%)
- Excellent (Votes: 22) (45%)



- Unsatisfactory
- Satisfactory
- Good
- Very Good
- Excellent

B). Extent of coverage of course and allotted time for the course (Theory&Practical)

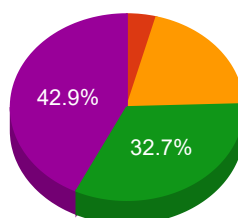
- Unsatisfactory (Votes: 0) (0%)
- Satisfactory (Votes: 2) (4%)
- Good (Votes: 9) (18%)
- Very Good (Votes: 16) (33%)
- Excellent (Votes: 22) (45%)



- Satisfactory
- Good
- Very Good
- Excellent

C). Learning value in terms of applications/knowledge.

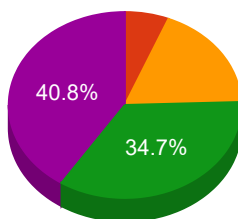
- Unsatisfactory (Votes: 0) (0%)
- Satisfactory (Votes: 2) (4%)
- Good (Votes: 10) (20%)
- Very Good (Votes: 16) (33%)
- Excellent (Votes: 21) (43%)



- Satisfactory
- Good
- Very Good
- Excellent

D). Text books are available in the market and map the syllabus completely.

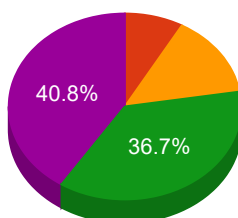
- Unsatisfactory (Votes: 0) (0%)
- Satisfactory (Votes: 3) (6%)
- Good (Votes: 9) (18%)
- Very Good (Votes: 17) (35%)
- Excellent (Votes: 20) (41%)



- Satisfactory
- Good
- Very Good
- Excellent

E). Adequacy of library resources towards learning of courses.

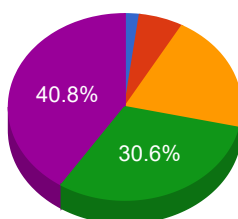
- Unsatisfactory (Votes: 0) (0%)
- Satisfactory (Votes: 4) (8%)
- Good (Votes: 7) (14%)
- Very Good (Votes: 18) (37%)
- Excellent (Votes: 20) (41%)



- Satisfactory
- Good
- Very Good
- Excellent

F). The electives offered are relevant to the specialization streams and to the technological advancements.

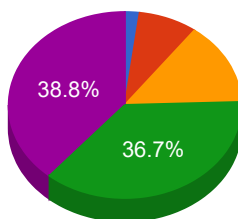
- Unsatisfactory (Votes: 1) (2%)
- Satisfactory (Votes: 3) (6%)
- Good (Votes: 10) (20%)
- Very Good (Votes: 15) (31%)
- Excellent (Votes: 20) (41%)



- Unsatisfactory
- Satisfactory
- Good
- Very Good
- Excellent

G). Syllabus contain necessary technical skills to face the industry needs

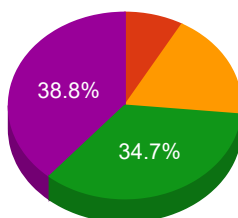
- Unsatisfactory (Votes: 1) (2%)
- Satisfactory (Votes: 4) (8%)
- Good (Votes: 7) (14%)
- Very Good (Votes: 18) (37%)
- Excellent (Votes: 19) (39%)



- Unsatisfactory
- Satisfactory
- Good
- Very Good
- Excellent

H). The laboratory experiments enhanced my understanding of concepts and enabled me to relate theory to practice (Experiential Learning)

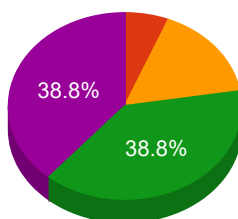
- Unsatisfactory (Votes: 0) (0%)
- Satisfactory (Votes: 4) (8%)
- Good (Votes: 9) (18%)
- Very Good (Votes: 17) (35%)
- Excellent (Votes: 19) (39%)



- Satisfactory
- Good
- Very Good
- Excellent

I). The method of internal assessment was reasonable

- Unsatisfactory (Votes: 0) (0%)
- Satisfactory (Votes: 3) (6%)
- Good (Votes: 8) (16%)
- Very Good (Votes: 19) (39%)
- Excellent (Votes: 19) (39%)



- Satisfactory
- Good
- Very Good
- Excellent

J). Suggestions for improvement

Stats cannot be provided for subjective responses. If you click on Detailed Stats you will be shown the list of answers that user's have provided.