

2021-22 - Student Satisfactory Survey.

Total Number of Students : 601/1400

I). Student Satisfactory Survey-Student Feedback

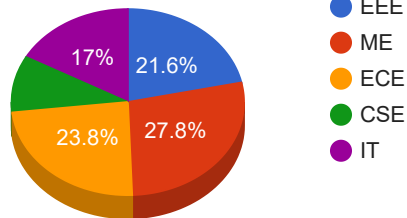
A). Please confirm this is the first and only time you answer this survey

B). Age

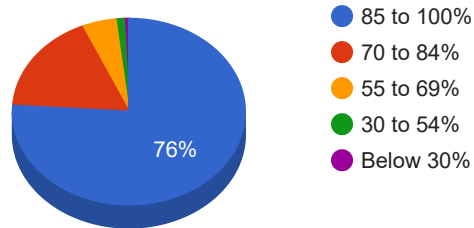
C). Gender

D). What degree program are you pursuing now?**E). What subject area are you currently pursuing?**

- EEE (Votes: 130) (22%)
- ME (Votes: 167) (28%)
- ECE (Votes: 143) (24%)
- CSE (Votes: 59) (10%)
- IT (Votes: 102) (17%)

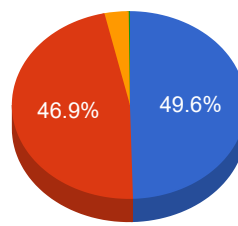
**F). How much of the syllabus was covered in the class?**

- 85 to 100% (Votes: 457) (76%)
- 70 to 84% (Votes: 104) (17%)
- 55 to 69% (Votes: 29) (5%)
- 30 to 54% (Votes: 7) (1%)
- Below 30% (Votes: 4) (1%)



G). How well did the teachers prepare for the classes?

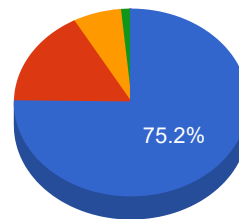
- Thoroughly (Votes: 298) (50%)
- Satisfactorily (Votes: 282) (47%)
- Poorly (Votes: 20) (3%)
- Indifferently (Votes: 1) (0%)
- Won't teach at all (Votes: 0) (0%)



- Thoroughly
- Satisfactorily
- Poorly
- Indifferently

H). How well were the teachers able to communicate?

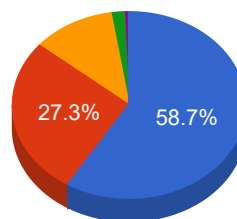
- Always effective (Votes: 452) (75%)
- Sometimes effective (Votes: 100) (17%)
- Just Satisfactorily (Votes: 40) (7%)
- Generally ineffective (Votes: 8) (1%)
- Very poor communication (Votes: 1) (0%)



- Always effective
- Sometimes effective
- Just Satisfactorily
- Generally ineffective
- Very poor communication

I). The teacher's approach to teaching can best be described as

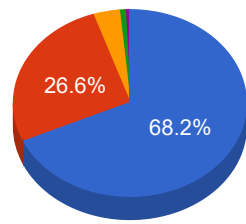
- Excellent (Votes: 353) (59%)
- Very Good (Votes: 164) (27%)
- Good (Votes: 69) (11%)
- Fair (Votes: 11) (2%)
- Poor (Votes: 4) (1%)



- Excellent
- Very Good
- Good
- Fair
- Poor

J). Fairness of the internal evaluation process by the teachers

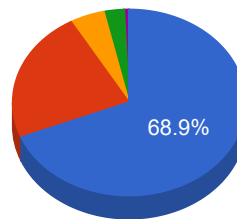
- Always fair (Votes: 410) (68%)
- Usually fair (Votes: 160) (27%)
- Sometimes unfair (Votes: 22) (4%)
- Usually unfair (Votes: 5) (1%)
- Unfair (Votes: 4) (1%)



- Always fair
- Usually fair
- Sometimes unfair
- Usually unfair
- Unfair

K). Was your performance in assignments discussed with you?

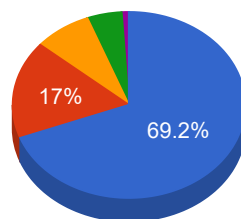
- Every time (Votes: 414) (69%)
- Usually (Votes: 137) (23%)
- Occasionally/Some times (Votes: 29) (5%)
- Rarely (Votes: 17) (3%)
- Never (Votes: 4) (1%)



- Every time
- Usually
- Occasionally/Some times
- Rarely
- Never

L). The institute takes active interest in promoting internship, student exchange, field visit opportunities for students.

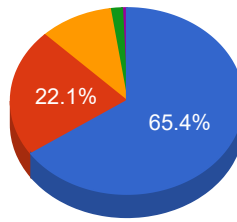
- Regularly (Votes: 416) (69%)
- Often (Votes: 102) (17%)
- Sometimes (Votes: 48) (8%)
- Rarely (Votes: 29) (5%)
- Never (Votes: 6) (1%)



- Regularly
- Often
- Sometimes
- Rarely
- Never

M). The teaching and mentoring process in your institution facilities you in cognitive, social and emotional growth

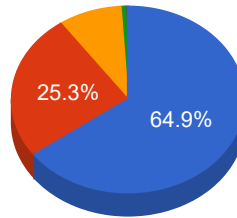
- Significantly (Votes: 393) (65%)
- Very well (Votes: 133) (22%)
- Moderately (Votes: 61) (10%)
- Marginally (Votes: 10) (2%)
- Not at all (Votes: 4) (1%)



- Significantly
- Very well
- Moderately
- Marginally
- Not at all

N). The institution provides multiple opportunities to learn and grow

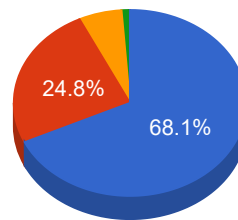
- Strongly agree (Votes: 390) (65%)
- Agree (Votes: 152) (25%)
- Neutral (Votes: 53) (9%)
- Disagree (Votes: 4) (1%)
- Strongly disagree (Votes: 2) (0%)



- Strongly agree
- Agree
- Neutral
- Disagree
- Strongly disagree

O). Teachers inform you about your expected competencies, course outcomes and programme outcomes

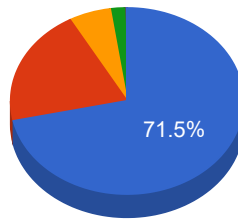
- Every time (Votes: 409) (68%)
- Usually (Votes: 149) (25%)
- Occasionally/Some times (Votes: 36) (6%)
- Rarely (Votes: 6) (1%)
- Never (Votes: 1) (0%)



- Every time
- Usually
- Occasionally/Some times
- Rarely
- Never

P). Your mentor does a necessary follow-up with an assigned task to you

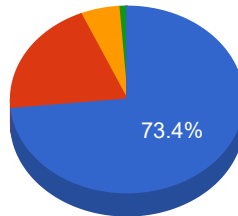
- Every time (Votes: 430) (72%)
- Usually (Votes: 122) (20%)
- Occasionally/Some times (Votes: 35) (6%)
- Rarely (Votes: 12) (2%)
- Don't have a mentor (Votes: 2) (0%)



- Every time
- Usually
- Occasionally/Some times
- Rarely
- Don't have a mentor

Q). The teachers illustrate the concepts through examples and applications

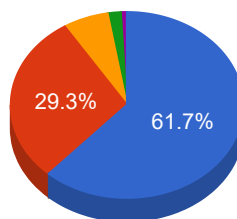
- Every time (Votes: 441) (73%)
- Usually (Votes: 121) (20%)
- Occasionally/Some times (Votes: 32) (5%)
- Rarely (Votes: 6) (1%)
- Never (Votes: 1) (0%)



- Every time
- Usually
- Occasionally/Some times
- Rarely
- Never

R). The teachers identify yours strengths and encourage you with providing right level of challenges

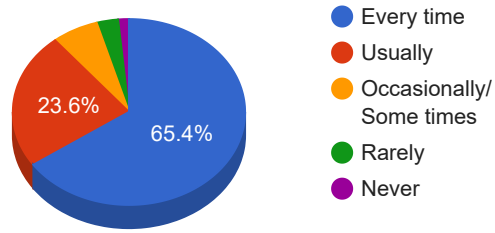
- Fully (Votes: 371) (62%)
- Reasonably (Votes: 176) (29%)
- Partially (Votes: 38) (6%)
- Slightly (Votes: 11) (2%)
- Unable to (Votes: 5) (1%)



- Fully
- Reasonably
- Partially
- Slightly
- Unable to

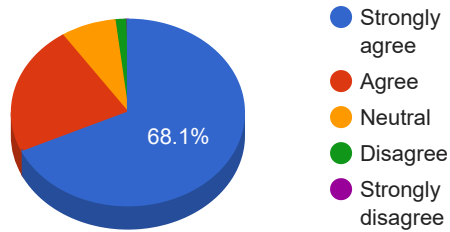
S). Teachers are able to identify your weaknesses and help you to overcome them every time

- Every time (Votes: 393) (65%)
- Usually (Votes: 142) (24%)
- Occasionally/Some times (Votes: 39) (6%)
- Rarely (Votes: 18) (3%)
- Never (Votes: 9) (1%)



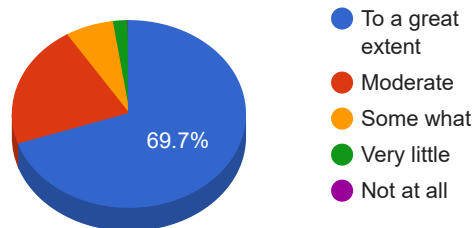
T). The institution makes effort to engage students in the monitoring, review and continuous quality improvement of the teaching learning process

- Strongly agree (Votes: 409) (68%)
- Agree (Votes: 135) (22%)
- Neutral (Votes: 46) (8%)
- Disagree (Votes: 9) (1%)
- Strongly disagree (Votes: 2) (0%)



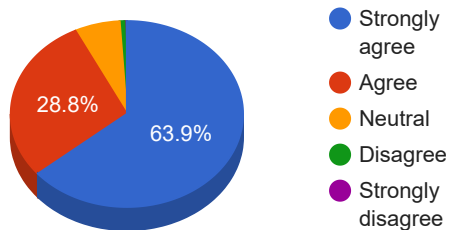
U). The institution/teachers use student centric methods, such as experimental learning, participative learning and problem solving methodologies for enhancing learning experiences

- To a great extent (Votes: 419) (70%)
- Moderate (Votes: 128) (21%)
- Some what (Votes: 40) (7%)
- Very little (Votes: 12) (2%)
- Not at all (Votes: 2) (0%)



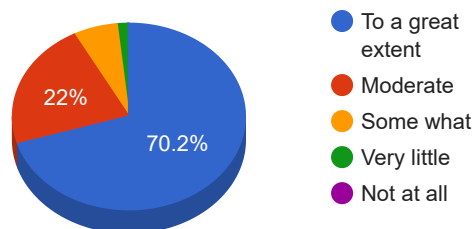
V). Teachers encourage you to participate in extracurricular activities

- Strongly agree (Votes: 384) (64%)
- Agree (Votes: 173) (29%)
- Neutral (Votes: 38) (6%)
- Disagree (Votes: 4) (1%)
- Strongly disagree (Votes: 2) (0%)



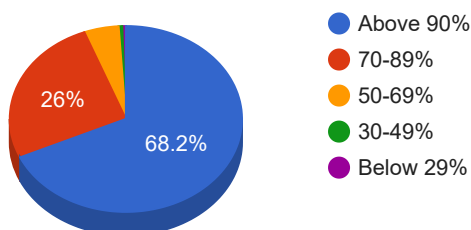
W). Efforts are made by the institute/teachers to inculcate soft skills, life skills and employability skills to make you ready for the world of work

- To a great extent (Votes: 422) (70%)
- Moderate (Votes: 132) (22%)
- Some what (Votes: 37) (6%)
- Very little (Votes: 9) (1%)
- Not at all (Votes: 1) (0%)



X). What percentage of teachers use ICT tools such as LCD projector, Multimedia etc. while teaching

- Above 90% (Votes: 410) (68%)
- 70-89% (Votes: 156) (26%)
- 50-69% (Votes: 29) (5%)
- 30-49% (Votes: 3) (0%)
- Below 29% (Votes: 3) (0%)



Y). The overall quality of teaching-learning process in your institute is very good

- Strongly agree (Votes: 390) (65%)
- Agree (Votes: 165) (27%)
- Neutral (Votes: 41) (7%)
- Disagree (Votes: 4) (1%)
- Strongly disagree (Votes: 1) (0%)

