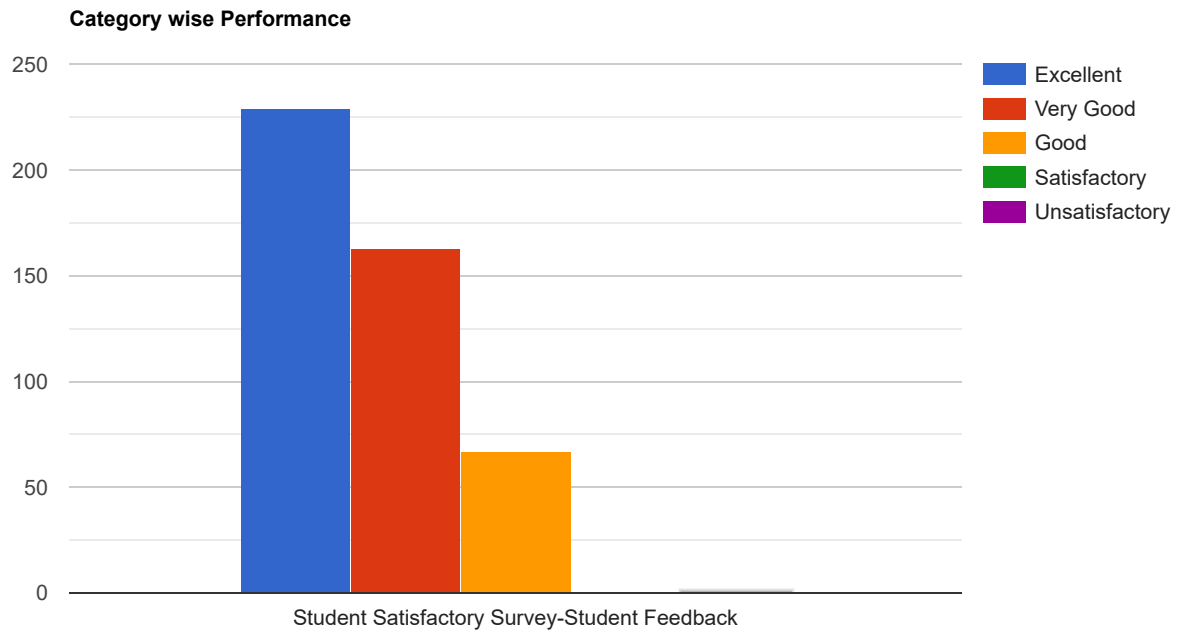


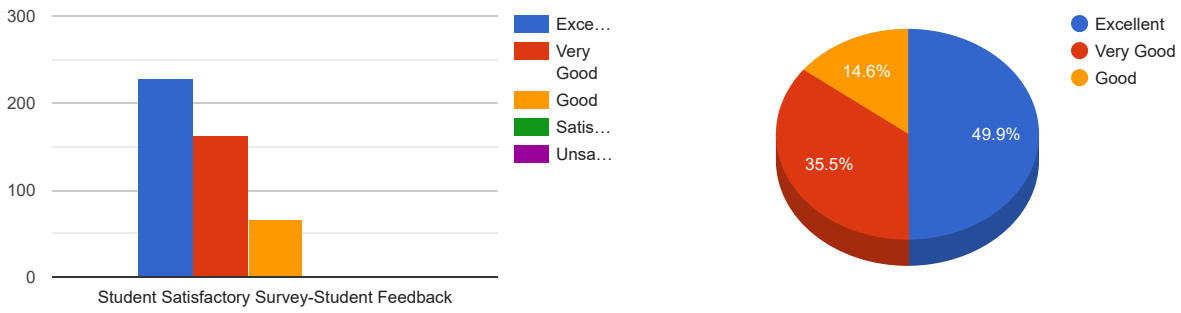
Category wise Performance for
2022-23 - Student Satisfactory Survey.
Total Number of Students : 476/1200

Category / Component Name	Excellent	Very Good	Good	Satisfactory	Unsatisfactory
Student Satisfactory Survey-Student Feedback	229	163	67	0	0



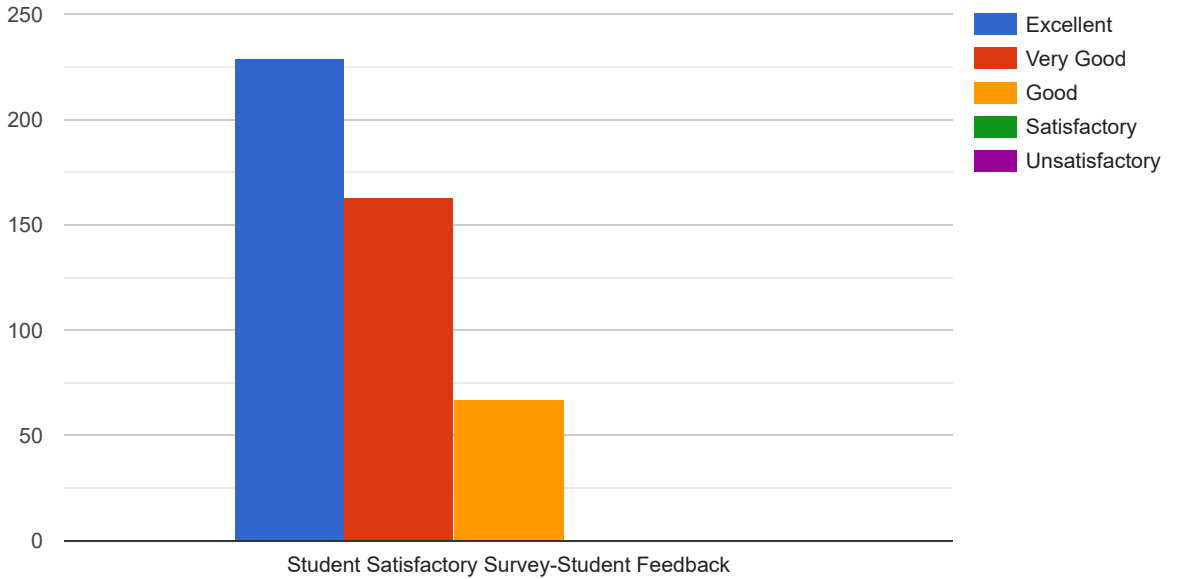
Category wise Performance for
2022-23 - Student Satisfactory Survey.
 Total Number of Students : 476/1200

I). Student Satisfactory Survey-Student Feedback



Category / Component Name	Excellent	Very Good	Good	Satisfactory	Unsatisfactory
Student Satisfactory Survey-Student Feedback	229	163	67	0	0

Category wise Performance



2022-23 - Student Satisfactory Survey.

Total Number of Students : 476/1200

I). Student Satisfactory Survey-Student Feedback

A). Please confirm this is the first and only time you answer this survey

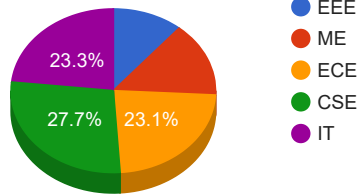
B). Age

C). Gender

D). What degree program are you pursuing now?

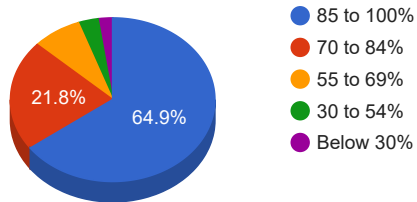
E). What subject area are you currently pursuing?

- EEE (Votes: 53) (11%)
- ME (Votes: 70) (15%)
- ECE (Votes: 110) (23%)
- CSE (Votes: 132) (28%)
- IT (Votes: 111) (23%)



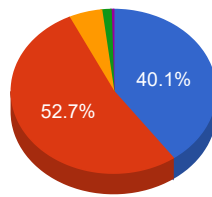
F). How much of the syllabus was covered in the class?

- 85 to 100% (Votes: 309) (65%)
- 70 to 84% (Votes: 104) (22%)
- 55 to 69% (Votes: 37) (8%)
- 30 to 54% (Votes: 15) (3%)
- Below 30% (Votes: 11) (2%)



G). How well did the teachers prepare for the classes?

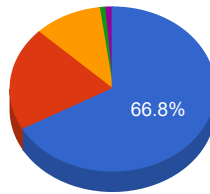
- Thoroughly (Votes: 191) (40%)
- Satisfactorily (Votes: 251) (53%)
- Poorly (Votes: 25) (5%)
- Indifferently (Votes: 7) (1%)
- Won't teach at all (Votes: 2) (0%)



- Thoroughly
- Satisfactorily
- Poorly
- Indifferently
- Won't teach at all

H). How well were the teachers able to communicate?

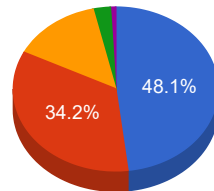
- Always effective (Votes: 318) (67%)
- Sometimes effective (Votes: 97) (20%)
- Just Satisfactorily (Votes: 51) (11%)
- Generally ineffective (Votes: 4) (1%)
- Very poor communication (Votes: 6) (1%)



- Always effective
- Sometimes effective
- Just Satisfactorily
- Generally ineffective
- Very poor communication

I). The teacher's approach to teaching can best be described as

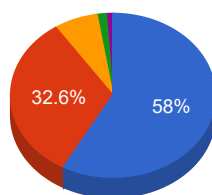
- Excellent (Votes: 229) (48%)
- Very Good (Votes: 163) (34%)
- Good (Votes: 67) (14%)
- Fair (Votes: 13) (3%)
- Poor (Votes: 4) (1%)



- Excellent
- Very Good
- Good
- Fair
- Poor

J). Fairness of the internal evaluation process by the teachers

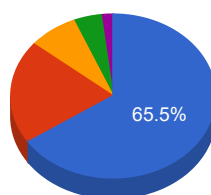
- Always fair (Votes: 276) (58%)
- Usually fair (Votes: 155) (33%)
- Sometimes unfair (Votes: 33) (7%)
- Usually unfair (Votes: 7) (1%)
- Unfair (Votes: 5) (1%)



- Always fair
- Usually fair
- Sometimes unfair
- Usually unfair
- Unfair

K). Was your performance in assignments discussed with you?

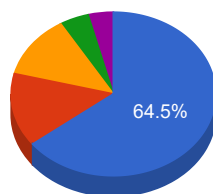
- Every time (Votes: 312) (66%)
- Usually (Votes: 97) (20%)
- Occasionally/Some times (Votes: 37) (8%)
- Rarely (Votes: 21) (4%)
- Never (Votes: 9) (2%)



- Every time
- Usually
- Occasionally/Some times
- Rarely
- Never

L). The institute takes active interest in promoting internship, student exchange, field visit opportunities for students.

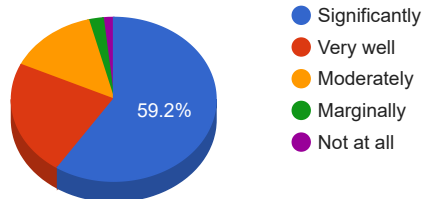
- Regularly (Votes: 307) (64%)
- Often (Votes: 69) (14%)
- Sometimes (Votes: 59) (12%)
- Rarely (Votes: 22) (5%)
- Never (Votes: 19) (4%)



- Regularly
- Often
- Sometimes
- Rarely
- Never

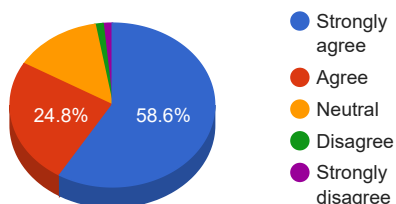
M). The teaching and mentoring process in your institution facilities you in cognitive, social and emotional growth

- Significantly (Votes: 282) (59%)
- Very well (Votes: 108) (23%)
- Moderately (Votes: 67) (14%)
- Marginally (Votes: 11) (2%)
- Not at all (Votes: 8) (2%)



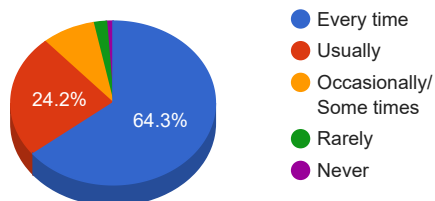
N). The institution provides multiple opportunities to learn and grow

- Strongly agree (Votes: 279) (59%)
- Agree (Votes: 118) (25%)
- Neutral (Votes: 66) (14%)
- Disagree (Votes: 6) (1%)
- Strongly disagree (Votes: 7) (1%)



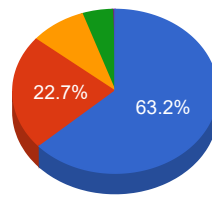
O). Teachers inform you about your expected competencies, course outcomes and programme outcomes

- Every time (Votes: 306) (64%)
- Usually (Votes: 115) (24%)
- Occasionally/Some times (Votes: 40) (8%)
- Rarely (Votes: 10) (2%)
- Never (Votes: 5) (1%)



P). Your mentor does a necessary follow-up with an assigned task to you

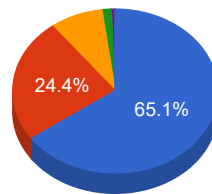
- Every time (Votes: 301) (63%)
- Usually (Votes: 108) (23%)
- Occasionally/Some times (Votes: 42) (9%)
- Rarely (Votes: 23) (5%)
- Don't have a mentor (Votes: 2) (0%)



- Every time
- Usually
- Occasionally/Some times
- Rarely
- Don't have a mentor

Q). The teachers illustrate the concepts through examples and applications

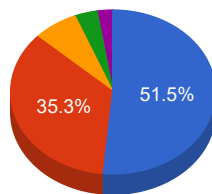
- Every time (Votes: 310) (65%)
- Usually (Votes: 116) (24%)
- Occasionally/Some times (Votes: 40) (8%)
- Rarely (Votes: 7) (1%)
- Never (Votes: 3) (1%)



- Every time
- Usually
- Occasionally/Some times
- Rarely
- Never

R). The teachers identify yours strengths and encourage you with providing right level of challenges

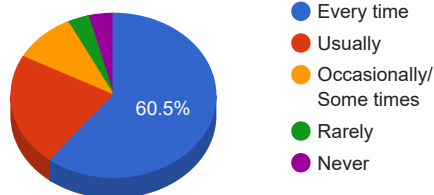
- Fully (Votes: 245) (51%)
- Reasonably (Votes: 168) (35%)
- Partially (Votes: 34) (7%)
- Slightly (Votes: 17) (4%)
- Unable to (Votes: 12) (3%)



- Fully
- Reasonably
- Partially
- Slightly
- Unable to

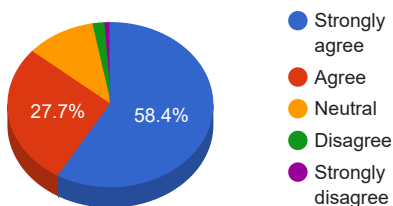
S). Teachers are able to identify your weaknesses and help you to overcome them every time

- Every time (Votes: 288) (61%)
- Usually (Votes: 106) (22%)
- Occasionally/Some times (Votes: 47) (10%)
- Rarely (Votes: 16) (3%)
- Never (Votes: 19) (4%)



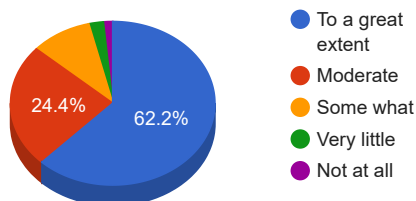
T). The institution makes effort to engage students in the monitoring, review and continuous quality improvement of the teaching learning process

- Strongly agree (Votes: 278) (58%)
- Agree (Votes: 132) (28%)
- Neutral (Votes: 52) (11%)
- Disagree (Votes: 9) (2%)
- Strongly disagree (Votes: 5) (1%)



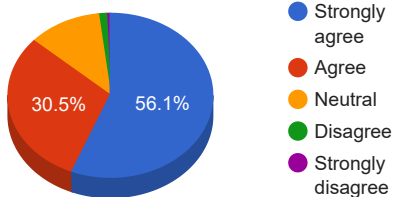
U). The institution/teachers use student centric methods, such as experimental learning, participative learning and problem solving methodologies for enhancing learning experiences

- To a great extent (Votes: 296) (62%)
- Moderate (Votes: 116) (24%)
- Some what (Votes: 46) (10%)
- Very little (Votes: 11) (2%)
- Not at all (Votes: 7) (1%)



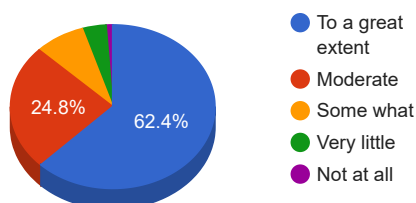
V). Teachers encourage you to participate in extracurricular activities

- Strongly agree (Votes: 267) (56%)
- Agree (Votes: 145) (30%)
- Neutral (Votes: 55) (12%)
- Disagree (Votes: 6) (1%)
- Strongly disagree (Votes: 3) (1%)



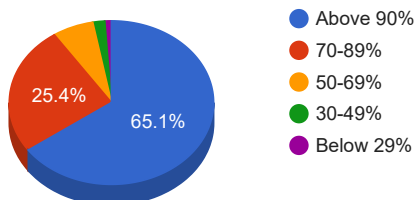
W). Efforts are made by the institute/teachers to inculcate soft skills, life skills and employability skills to make you ready for the world of work

- To a great extent (Votes: 297) (62%)
- Moderate (Votes: 118) (25%)
- Some what (Votes: 38) (8%)
- Very little (Votes: 18) (4%)
- Not at all (Votes: 5) (1%)



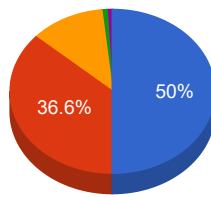
X). What percentage of teachers use ICT tools such as LCD projector, Multimedia etc. while teaching

- Above 90% (Votes: 310) (65%)
- 70-89% (Votes: 121) (25%)
- 50-69% (Votes: 31) (7%)
- 30-49% (Votes: 9) (2%)
- Below 29% (Votes: 5) (1%)



Y). The overall quality of teaching-learning process in your institute is very good

- Strongly agree (Votes: 238) (50%)
- Agree (Votes: 174) (37%)
- Neutral (Votes: 56) (12%)
- Disagree (Votes: 4) (1%)
- Strongly disagree (Votes: 4) (1%)



- Strongly agree
- Agree
- Neutral
- Disagree
- Strongly disagree